

SO8

STEAM ONLY 8 BAR

Quick Start Guide


Get setup and ready to clean

WHAT'S INCLUDED

| | | | | |
|---|---|---|--|--|
|  SO8 |  Mains Power Cable 11RM00065 |  User Manual |  Quick Start Guide |  4 Metre Hose 19RM00805 |
|  2 x Extension Tubes 19RM00810 |  Floor Brush 19RM00815 |  Triangular Brush 19RM00820 |  Brush Elbow 19RM00825 |  Window Squeegee 19RM00830 |
|  Long Steam Nozzle 19RM00835 |  Curved Nozzle 19RM00840 |  Detail Brush Nozzle 19RM00850 |  *5 x Nylon Brushes 19RM00857 |  *5 x Brass Brushes 19RM00862 |
|  55mm Round Brush 19RM00875 |  Holdall 18RM00004 |  Service Kit |  Glasses |  Gloves |

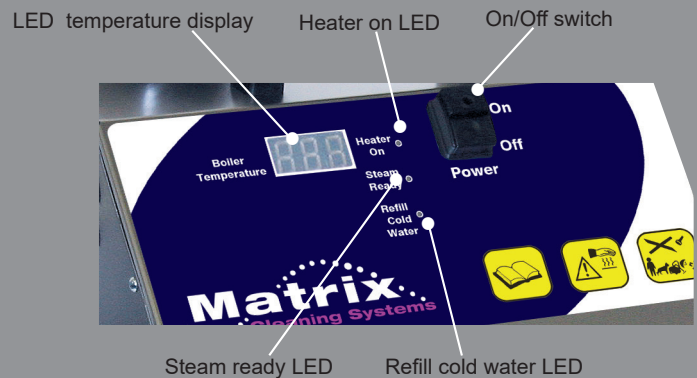
* Replacement brushes are supplied as a pack of 10

WHAT YOU NEED

- Wear safety shoes gloves, goggles and any other PPE as specified by local regulations
-  Please read and comply with the safety instructions found in the user manual prior to using the machine. Retain this document for future reference. These instructions are also available on our website: www.matrixcleaningsystems.co.uk
- Areas to clean

Lets get started

GET TO KNOW YOUR MACHINE



PREPARE YOUR MACHINE



1. Using clean cold water fill the cold water tank and replace the cap.



2. Lift the flap on the steam hose socket and connect the hose ensuring the pin locks into position.



3. Push your machine to a suitable area and lock the brake lever to avoid the machine moving during use.

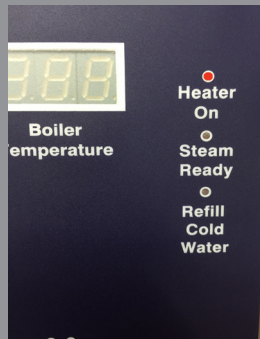


4. Plug your machine into a suitable power supply.

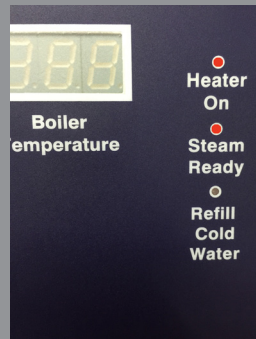
Switching on the machine



5. Turn ON the machine with the on/off switch.



6. The heater on LED will illuminate.



7. In Approx. 25 mins the steam ready LED will illuminate. The machine is now ready to be used.



8. On the steam hose, the steam will disperse when pressed to the on (I) position.

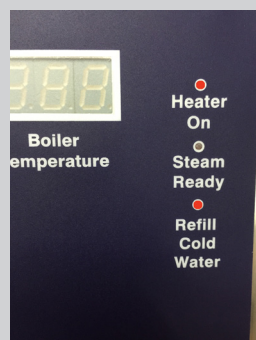
During use



9. The steam output can be adjusted by turning the steam control.



10. Affix your desired accessory for your cleaning task and ensure it is locked into position.



11. Refill Cold water when the refill cold water light illuminates and a intermittent beeping noise can also be heard.